



PSI Services LLC

Phone: 855-746-8173

E-mail: examschedule@psionline.com

<https://test-takers.psiexams.com/vtre>



REAL ESTATE SALESPERSON AND BROKER EXAMINATION CANDIDATE INFORMATION BULLETIN

Examinations by PSI Services LLC	1	Examination Site Location	5
Examination Scheduling Procedures	1	Reporting to the Examination Site	6
Fees.....	1	Required Identification.....	6
Internet	2	Security Procedures.....	6
Telephone.....	5	Taking the Examination by Computer.....	7
Rescheduling/Canceling an Examination	5	Examination Review	7
Re-taking a Failed Examination	5	Score Reporting	8
Missed Appointment or Late Cancellation	5	Examination Study Materials	8
Exam Accommodations.....	5	Description of Examinations.....	8
Emergency Examination Center Closing	5		

EXAMINATIONS BY PSI SERVICES LLC

This Candidate Information Bulletin provides you with information about the examination and application process for obtaining a real estate license in the State of Vermont.

Vermont state laws stipulate that a person may not act as a real estate broker without first obtaining a license issued by the Vermont. To be licensed, you must pass an examination to confirm that you have attained at least a minimum level of knowledge regarding the principles, practices, statutes, and regulations relating to real estate.

The Vermont Real Estate Commission has contracted with PSI Services LLC (PSI) to conduct the examination testing. PSI provides examinations through a network of computer examination centers in Vermont. PSI works closely with the State to be certain that examinations meet local as well as national requirements in basic principles and examination development standards.

EXAMINATION SCHEDULING PROCEDURES

Examination Fee

\$110

NOTE: EXAMINATION FEES ARE NOT REFUNDABLE OR TRANSFERABLE. Your examination fee will be forfeited if you do not test within 1 year of the date your examination fee is received by PSI.

You must first apply for a Vermont Real Estate License with the Vermont Real Estate Commission. Questions regarding license application or information concerning licensure requirements should be directed to:

Vermont Real Estate Commission
89 Main St., 3rd Floor
Montpelier, VT 05620-3402
Phone: 802-828-1505

Email: SOS.OPRLicensng3@vermont.gov

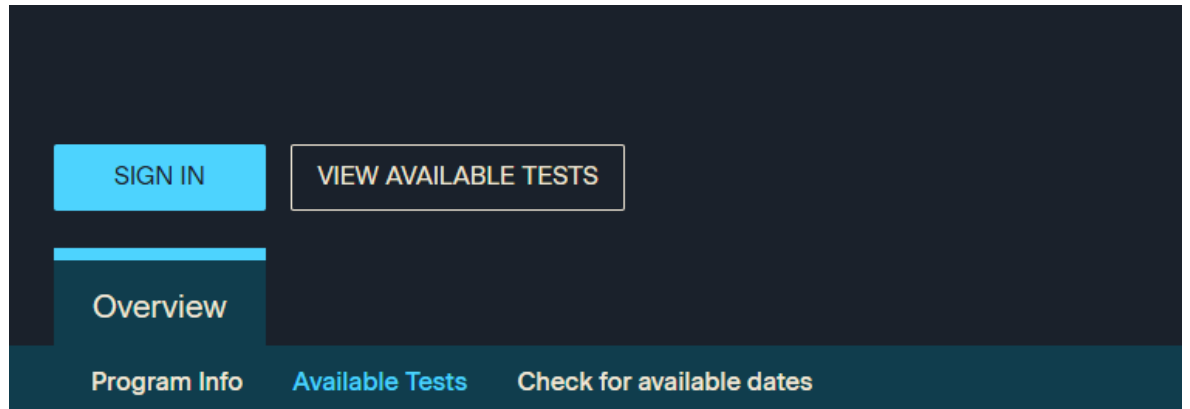
Website: <https://sos.vermont.gov/real-estate-brokers-salespersons/>

AFTER YOU HAVE RECEIVED NOTIFICATION OF YOUR ELIGIBILITY FROM THE VERMONT REAL ESTATE COMMISSION, you may register for the examination with PSI. Eligibility for the examination does not imply eligibility for real estate licensure.

Effective December 3, 2025, PSI will begin to offer the Vermont Real Estate examinations online. This new online testing platform utilizes an environment that has a remote proctor using secure technology to observe the test taker using their own desktop, webcam video, and audio to confirm their identity. This allows the candidate to complete the required licensing examination in a controlled environment.

For the **fastest and most convenient** examination scheduling process, register for your examinations online by accessing PSI's registration Website: [Click Here \(https://test-takers.psiexams.com/vtre\)](https://test-takers.psiexams.com/vtre).

1. Select SIGN IN then CREATE ACCOUNT to create an account.



2. You will be prompted to CREATE AN ACCOUNT with PSI.

The first and last name must match exactly with your current, valid, government-issued ID.

Create Account

Social Security Number *

Confirm Social Security Number *

First Name *

Middle Name

Last Name *



Suffix



Country of Residence *

Mobile Number

Email *

3. Select your test, then select Modality: (Online Proctored) or (Test Center).

☒  Online Proctored (Live) 

☐  Onsite (Test Center) 

Scheduling at a Test Center

1. Enter the “City or Postal Code” and select **FIND**.

City, province, or postal code

Barre Town, Vermont

×


Radius

100

▼

Miles

▼



2. Select a date and time to book an appointment.

«

September 2025

»

SUN	MON	TUE	WED	THU	FRI	SAT
31	1	2	3	4	5	6
7	8	9	10	11	12	13
14	15	16	17	18	19	20
21	22	23	24	25	26	27
28	29	30	1	2	3	4

○ Available

● Selected

Time slots available for: Thursday September 4

12-HOUR FORMAT

24-HOUR FORMAT

8:30 AM

8:30 AM

8:30 AM

3. You are now ready to pay.

Pay with card

VISA MASTERCARD AMEX DISCOVER

Cardholder Name

Cardholder Name

Card Number

**** * *

Expiration Date (MM/YY)

MM/YY

CVV (3 digits)

Postal Code

20785-2225

[By paying with my card, I agree to the PayPal Privacy Statement.](#)

4. Once payment has been made you will receive a message confirming the test center, booked date, and booked time.

Thank you for booking your exam with our *test taker portal*. Your exam appointment is confirmed. Please take a moment to review this email for important information about your exam.

Here are the details of your confirmed appointment:

Exam: Vermont Salesperson Examination (English)
Date: December 04, 2025
Start: 09:00:00 America/New_York
Duration: 150 Minutes
Location: Concord - Brainseed Testing Center
2 Whitney Road, Suite 24
Concord, NH 03301 US

Scheduling via Remote Proctor

1. Select a date and time to book an appointment.

The screenshot shows a scheduling interface. At the top, there are dropdown menus for 'Country*' (set to 'United States') and 'Timezone*' (set to 'Mountain Time (America/Denver)'). Below the country dropdown is a calendar for 'September 2025'. The calendar shows dates from 31 to 4. The date '3' (Wednesday) is highlighted with a green circle, indicating it is the selected date. To the right of the calendar, there is a section titled 'Time slots available for: Wednesday September 3'. It shows two format options: '12-HOUR FORMAT' (highlighted in green) and '24-HOUR FORMAT'. Below these are five time slots: '10:30 AM', '11:00 AM', '11:30 AM', '12:00 PM', and '12:30 PM'. A legend at the bottom indicates that a green circle represents 'Available' and a dark green circle represents 'Selected'.

2. You are now ready to pay.

The screenshot shows a payment form titled 'Pay with card'. It includes fields for 'Cardholder Name', 'Card Number', 'Expiration Date (MM/YY)', 'CVV (3 digits)', and 'Postal Code'. The 'Postal Code' field is pre-filled with '20785-2225'. There are logos for various payment methods: VISA, Mastercard, American Express, Discover, and PayPal. A link at the bottom right says 'By paying with my card, I agree to the PayPal Privacy Statement.'

3. Once payment has been made you will receive a message confirming the booked date and booked time.

Thank you for booking your exam with our *test taker portal*. Your exam appointment is confirmed. Please take a moment to review this email for important information about your exam.

Here are the details of your confirmed appointment:

Exam: Vermont Salesperson Examination (English)
Date: December 04, 2025
Start: 09:00:00 America/New_York
Duration: 150 Minutes

4. Your booking will now display in your account. You will be able to LAUNCH your test within 30 minutes of your booked test time.

IMPORTANT: BE SURE TO CHECK THE COMPATIBILITY OF YOUR COMPUTER to include Audio/Video Check, Webcam Check and System Check. Prior to testing, **CLICK HERE**.

By not starting your test within 15 minutes after your booked time, you forfeit your test fee or test eligibility. Fees and test eligibility are non-refundable. If you have any questions regarding your compatibility check, or if you experience issues launching your test, you may contact PSI's technical support team at (844) 267-1017.

The screenshot shows a 'Bookings' page. At the top, it says 'Bookings: ?'. Below this, it shows a countdown timer: '1 DAYS 0 HOURS 22 MINUTES until test'. The test date is 'Wednesday, October 06, 2021' with an 'Add to Calendar' button. The test time is '5:30 PM Pacific Time'. There are links for 'Print Receipts' and 'More Information'. A note says 'Before taking your remote online proctored exam, please check system compatibility - click [HERE](#)'. At the bottom, there is a section for 'Online Proctored (Live)' with a 'Click the Launch button at your scheduled test time.' and a 'LAUNCH' button. A red arrow points from the 'CLICK HERE' link in the previous block to the 'LAUNCH' button.

TELEPHONE

For telephone scheduling, 855-746-8173, you will need a valid credit card (VISA, MasterCard, American Express or Discover). PSI registrars are available Monday through Friday between 8:00 am and 10:00 pm, and Saturday-Sunday between 8:30 am and 6:00 pm, Eastern Time.

RESCHEDULING/CANCELING AN EXAMINATION APPOINTMENT

You may cancel and reschedule an examination appointment without forfeiting your fee if your *cancellation notice is received 2 days before the scheduled examination date*. For example, for a Monday appointment, the cancellation notice would need to be received on the previous Saturday. You may call PSI at 855-746-8173.

Note: A voicemail or email message is not an acceptable form of cancellation. Please use the PSI Website or call PSI to speak directly to a Customer Service Representative.

RETAKE A FAILED EXAMINATION

It is not possible to make a new examination appointment on the same day you have taken an examination; this is due to processing and reporting results. A candidate who tests unsuccessfully on a Wednesday can call the next day, Thursday, and retest as soon as Friday, depending upon space availability. You may schedule online at <https://test-takers.psiexams.com/vtre>. You may also call PSI 855-746-8173.

MISSED APPOINTMENT OR LATE CANCELLATION

If you miss your appointment, you will not be able to take the examination as scheduled, further you will forfeit your examination fee, if you:

- Do not cancel your appointment 2 days before the scheduled examination date;
- Do not appear for your examination appointment;
- Are not checked in by your scheduled start time;
- Do not present proper identification during check-in for the examination.

EXAM ACCOMMODATIONS (ADA)

All PSI examination centers are equipped to provide access in accordance with the Americans with Disabilities Act (ADA) of 1990, and exam accommodations will be made in meeting a candidate's needs. A candidate with a disability or a candidate who would otherwise have difficulty taking the examination should request alternative arrangements by [Clicking Here](#).

Candidates granted accommodation in accordance with the ADA MUST schedule their examination by telephone and speak directly with a PSI registrar.

EXAMINATION SITE CLOSING FOR AN EMERGENCY

In the event that severe weather or another emergency forces the closure of an examination site on a scheduled examination date, your examination will be rescheduled. PSI personnel will attempt to contact you in this situation. However, you may check the status of your examination schedule by calling 855-746-8173. Every effort will be made to reschedule your examination at a convenient time as soon as possible. You may also check our website at <https://test-takers.psiexams.com/vtre>.

EXAMINATION SITE LOCATIONS

The Real Estate Licensing examinations are administered at the examination centers listed below:

South Burlington, VT	Burlington Technical Center 265 Aviation Avenue, 2 nd Floor	South Burlington, VT 05403
Williston - Home2Suites by Hilton	150 Market Street	Williston, VT 05495
Concord, NH	2 Whitney Road, Suite 24	Concord, NH 03301
Nashua, NH	H&R Block Office; 300 Main St. Ste 410	Nashua, NH 03060
Clifton Park, NY	H&R Block Office; 841 Route 146	Clifton Park, NY 12065
Boston (Charlestown), MA	56 Roland St Ste 305	Charlestown, MA 02129
Lawrence, MA	1 Ballard Way Ste 104	Lawrence, MA 01843
Springfield, MA	1111 Elm Street Ste 32A	West Springfield, MA 01089

Additionally, PSI has examination centers in many other regions across the United States. You may take this examination at any of these locations. Once you have paid for the examination, enter your zip code and a list of the testing sites closest to you will appear.

REPORTING TO THE EXAMINATION SITE

On the day of the examination, you should arrive 15 minutes before your appointment. This extra time is for sign-in, identification, and familiarizing you with the examination process. *If you arrive late, you may not be admitted to the examination site and you will forfeit your examination registration fee.*

[Click here for a video of the Test Center Experience](#)

[Click here for a video of the Remote Testing Experience](#)

REQUIRED IDENTIFICATION AT EXAMINATION SITE

You must provide 1 form of identification. The identification must match the name you scheduled with.

NOTE: ID must contain candidate's signature, photo, be valid and unexpired.

- State issued driver's license
- State issued identification card
- US Government Issued Passport
- US Government Issued Military Identification Card
- US Government Issued Alien Registration Card
- Canadian Government Issued ID

SECURITY PROCEDURES

The following examination protocols apply during any examination. PSI may pause or terminate an examination at any time. Failure to follow the examination protocol, may result in the disqualification of examination results, prohibition from taking future examinations, and may lead to legal action.

Prohibited Items:

- Reference materials of any kind.
- Scratch paper
- Pens/pencils
- Electronic devices of any type, including but not limited to; cellular phones, cameras, computers of any type (e.g., laptops, tablets, iPads), earbuds, electronic games, electronic watches, handheld calculators, headsets, mobile devices, music players (e.g., iPods), pagers, radios, recording devices (audio or video), smart watches, televisions, etc.).
- Hats or headgear not worn for religious reasons or as religious apparel, including hats, baseball caps, or visors.
- Bulky or loose clothing or coats including but not limited to; open sweaters, cardigans, shawls, scarves, vests, jackets and coats.
 - In the event you are asked to remove bulky or loose outerwear, appropriate attire, such as a shirt or blouse should be worn underneath.
- Other personal items, including but not limited to; backpacks, briefcases, chewing gum, drinks, food, good luck items, notebooks, paper or other materials on which to write, pens, pencils or other writing devices, purses, reading material, smoking or chewing products, wallets, etc.

Prohibited Behavior:

- Giving or receiving assistance on an examination.
- Copying or communicating examination content.
- Using outside references or resources during an exam, examples:
 - Browsing other local resources.
 - Browsing the internet.
 - Attempting to use a computer or computer program not provided or approved by PSI.
 - Attempting to use a telephone or mobile device.
 - Using notepad on the computer.
 - Using an application on the computer not provided by PSI.
- Engaging in disruptive behavior during check-in or during an exam, examples:
 - Acting in an inappropriate manner.
 - Using abusive language.
 - Speaking aloud.
 - Causing noise unrelated to keyboard typing.
- Engaging in prohibited behavior during check-in or during an exam, examples:
 - Reading questions out loud.
 - Leaving the room without proctor approval.
 - Using instant messaging, or other electronic communication.
 - Capturing a picture or video of exam items.
 - Attempting to use telephone or mobile device.

- o Obstructing the proctor's view (camera or in person).
- o Having inappropriate materials on desktop (explicit).
- o Changing spaces during the exam without proctor approval.
- o Not focusing eyes on the screen.

During the check in process, all candidates will be asked if they possess any prohibited items. Candidates may also be asked to empty their pockets and turn them out for the proctor to ensure they are empty. The proctor may also ask candidates to lift up the ends of their sleeves and the bottoms of their pant legs to ensure that notes or recording devices are not being hidden there.

Proctors will also carefully inspect eyeglass frames, tie tacks, or any other apparel that could be used to harbor a recording device. Proctors will ask to inspect any such items in candidates' pockets.

No prohibited items are allowed within the candidate's reach or line of sight. If prohibited items are found during check-in, candidates shall put them in the provided secure storage or return these items to their vehicle for test center exams. PSI will not be responsible for the security of any personal belongings or prohibited items.

- ♣ Any candidate seen giving or receiving assistance on an examination, found with prohibited items, or displaying prohibited behavior or violating any security regulations will have his or her examination terminated, and be asked to surrender all examination materials. All such instances will be reported to the examination sponsor.

Additional protocols for testing at a testing center, include but not limited to:

- ♣ Person(s) accompanying an examination candidate may not wait in the examination center, inside the building or on the building's property. This applies to guests of any nature, including drivers, children, friends, family, colleagues, or instructors.
- ♣ Once candidates have been seated and the examination begins, they may leave the examination room only to use the restroom, and only after obtaining permission from the proctor. Candidates will not receive extra time to complete the examination.

Additional protocols for remote online proctored exams, include but not limited to:

- Temporarily moving out of the camera's line of sight.
- Candidates are not allowed to have scratch paper.
- Adequate lighting for the proctor to see candidate's activity.
- Internet service must be sufficient to administer the exam, see page 12 for requirements.
- Web camera must be placed for ideal viewing by the proctor.
- Candidate may not change computers during the exam.
- Candidate may not change spaces during the exam.
- Candidate must follow proctor instructions, which may include, but are not limited to:
 - o Keeping hands on the desktop.
 - o Keeping eyes on the computer screen.
 - o Not fidgeting during the exam.
 - o Keeping hands away from face.
- Please do your best to avoid covering your mouth for the whole duration of exam. Be aware that talking/whispering/mouthing is not allowed during exam.
- Breaks are NOT allowed during remote online proctored examinations. If you believe you cannot complete your examination without a break, please do not register for remote online proctored examinations.

TAKING THE EXAMINATION BY COMPUTER

The examination will be administered via computer. You will be using a mouse and computer keyboard.

[Click here for the Tutorial in English](#)

EXAMINATION REVIEW

PSI, in cooperation with the Vermont Real Estate Commission, will be consistently evaluating the examinations being administered to ensure that the examinations accurately measure competency in the required knowledge areas. While taking the examination, examinees will have the opportunity to provide comments on any questions. Comments may be entered by clicking the Comments link on the function bar of the test question screen.

These comments will be analyzed by PSI examination development staff. PSI does not respond to individuals regarding these comments, all substantive comments are reviewed. **This is the only review of examination materials available to candidates.**

SCORE REPORTING

Your score will be displayed on screen at the end of the examination and a score report will be provided to you at the test site. If you fail, the score report will include the diagnostic report indicating your strengths and weaknesses by examination type.

You may view the score report(s) after your examination, via your online account.

Now you can take the practice exam online at <https://test-takers.psiexams.com/vtre> to prepare for your Vermont Real Estate Examination.

Please note that practice exams are intended only to help testing candidates become familiar with the general types of questions that will appear on a licensing examination. They ARE NOT a substitute for proper education and study. Furthermore, scoring well on the practice exam does not guarantee a positive outcome on an actual licensing examination. Note: You may take the practice exams an unlimited number of times. However, you will need to pay each time.

EXAMINATION STUDY MATERIALS

The references provided below are some of the available relevant written study materials for the National Broker and Salesperson Examination. However, they are not necessarily recommended by PSI or the Vermont Real Estate Commission. Computer software is also available from several publishing companies, but it is not listed here. Please use the most current publication.

- Modern Real Estate Practice, 21st Edition, Galaty, Allaway, Kyle, and Williams, Dearborn Real Estate Education, www.dearborn.com, ISBN: 978-1-0788-1887-2
- Mastering Real Estate Math, 9th Edition, 2022, Denise Evans www.dearborn.com ISBN: 9781078819008
- The Language of Real Estate, 8th Edition, 2019, Reilly and Spodek, Dearborn Real Estate Education, www.dearborn.com
- Property Management, 11th edition, 2016, Kyle, Robert C., Baird, Floyd M. and Kyle, C. Donald, Chicago: Dearborn Real Estate Education www.dearborn.com
- Real Estate Law, 11th Edition, 2022, Elliot Klayman, Dearborn Real Estate Education www.dearborn.com
- Real Estate Fundamentals, 10th Edition, 2019, Gaddy, Hart, Spodek, Dearborn Real Estate Education, www.dearborn.com
- Real Estate Principles, 12th Edition, Charles Jacobus, OnCourse Publishing, N19W24075 Riverwood Drive, Suite 200, Waukesha, WI 53188, 855-733-7239, www.oncoursepublishing.com ISBN 1285420985
- Real Estate Principles, 12th Edition, 2021, Floyd and Allen, Dearborn Real Estate Education, www.dearborn.com
- Mastering Real Estate Principles, 8th Edition, 2022, Gerald Cortesi
- Real Estate Principles & Practices, 9th Edition, 2014, Arlyne Geschwender, OnCourse Publishing, N19W24075 Riverwood Drive, Suite 200, Waukesha, WI 53188, 855- 733-7239, www.oncoursepublishing.com ISBN 0324784554
- Principles of Real Estate Practice, 6th edition, 2019, Mettling, Stephen and Cusic, David, Performance Programs Company, www.performanceprogramscompnay.com

DESCRIPTION OF EXAMINATIONS

The state portion of the Broker and Salesperson examination is administered by the Vermont Office of Professional Regulation (OPR) as part of the initial application process. Visit <https://sos.vermont.gov/real-estate-brokers-salespersons/> for more information.

For the National Broker examination, scenario-based test questions are included to contain more than four options and ONLY ONE BEST option shall be selected to answer the question. Some options are appropriate but not the BEST ANSWER. Please select the option that best answers the question in the exam. A BEST ANSWER reflects the optimal solution or most complete resolution to the scenario presented in the question. These items are associated with scenarios presented in the form of text, graphs, or tables representing a situation in which candidates must identify the best course of action by selecting only one option. Each option is weighted as zero-point, one-point, or two-points based on the completeness and accuracy of the solution. Sample questions are provided.

EXAMINATION SUMMARY TABLE

Examination	Portion	# of Questions (Points)	Passing Score	Time Allowed
Salesperson	National	100 (100 points)	70	150 minutes
Broker *	National	90 (100 points)	75	150 minutes

*Note: National broker exams include questions that are scored up to two points.

EXPERIMENTAL QUESTIONS

In addition to the number of examination items specified in the "Examination Content Outlines", a small number (5 to 10) of "experimental" questions may be administered to candidates during the examinations. These questions will not be scored. However, these questions will count against examination time. The administration of such unscored, experimental questions is an essential step in developing future licensing examinations.

NATIONAL PORTION

I. Property Ownership (<i>Sales 10%, Broker 10%</i>)
A. Real and personal property; conveyances
B. Land characteristics and legal descriptions
1. Metes and bounds method of legal property description
2. Lot and block (recorded plat) method of legal property description
3. Government survey (rectangular survey) method of legal property description
4. Measuring structures (linear and square footage)
5. Land measurement
C. Encumbrances and effects on property ownership
1. Types of liens and their effect on the title and value of real property
2. Easements, rights of way and licenses, including their effect on the title, value and use of real property
3. Encroachments and their effect on the title, value and use of real property
4. Potential encumbrances on title, such as probate, leases, or adverse possession
5. Property rights that may be conveyed separately from use of the land surface, such as mineral and other subsurface rights, air rights, or water rights
D. Types of ownership
1. Ownership in severalty/sole ownership
2. Implications of ownership as tenants in common
3. Implications of ownership in joint tenancy
4. Forms of common-interest ownership, such as Timeshares, Condominiums and Co-ops
5. Property ownership held in a trust or by an estate
6. Ownership by business entities
7. Life Estate ownership
II. Land use Controls (<i>Sales 5%, Broker 5%</i>)
A. Government rights in land
1. Government rights to impose property taxes and special assessments
2. Government rights to acquire land through eminent domain, condemnation and escheat
B. Government controls on land use
C. Private controls
1. Deed conditions or restrictions on property use
2. Subdivision covenants, conditions and restrictions (CC&Rs) on property use
3. Condominium and owners' associations regulations or bylaws on property use
III. Valuation (<i>Sales 8%, Broker 8%</i>)
A. Appraisals
1. Appraisals for valuation of real property
2. Situations which require appraisal by a licensed or certified appraiser and brokerage-related actions that constitute unauthorized appraisal practice

3. General steps in appraisal process
B. Estimating Value
1. Economic principles and property characteristics that affect value of real property
2. Sales or market comparison approach to property valuation and appropriate uses
3. Cost approach to property valuation and appropriate uses
4. Income analysis approach to property valuation and appropriate uses
C. Comparative Market Analysis (CMA)
1. Competitive/Comparative Market Analysis (CMA), BPO or equivalent
2. Automated Valuation Method (AVM), appraisal valuation and Comparative Market Analysis (CMA)
IV. Financing (<i>Sales 10%, Broker 9%</i>)
A. Basic Concepts and Terminology
1. Loan financing (for example, points, LTV, PMI, interest, PITI)
2. General underwriting process (e.g., debt ratios, credit scoring and history)
3. Standard mortgage/deed of trust clauses and conditions
4. Essential elements of a promissory note
B. Types of Loans
1. Conventional loans
2. Amortized loans, partially amortized (balloon) loans, interest-only loans
3. Adjustable-rate mortgage (ARM) loans
4. Government Loans
a. FHA insured loans
b. VA guaranteed loans
c. USDA/Rural Development loan programs
5. Owner financing (for example, installment or land contract/contract for deed)
6. Reverse-mortgage loans
7. Home equity loans and lines of credit
8. Construction loans
9. Rehab loans
10. Bridge loans
C. Financing and Lending
1. Real Estate Settlement Procedures Act (RESPA), including kickbacks
2. Truth-in-Lending Act (Regulation Z), including advertising
3. Requirements and time frames of TRID (TILA-RESPA Integrated Disclosures)
4. Equal Credit Opportunity Act
5. Lending Process (application through loan closing)
6. Risky loan features, such as prepayment penalties and balloon payments
V. Contracts (<i>Sales 19%, Broker 19%</i>)
A. General Contract Law

1. General principles of contract law
2. Elements necessary for a contract to be valid
3. Effect of the Statute of Frauds
4. Offer and a contract
5. Enforceability of contracts
6. Void, voidable and unenforceable contracts
7. Bilateral and unilateral contracts
8. Nature and use of option agreements
9. Notice, delivery, acceptance and execution of contracts
10. Appropriate use, risks, and advantages of electronic signatures and paperless transactions
11. Rights and obligations of the parties to a contract
12. Possible remedies for breach or non-performance of contract
13. Termination, rescission and cancellation of contracts
B. Purchase and Lease Contracts
1. Addenda and amendments to contracts
2. Purchase agreements
3. Contract contingencies and methods for satisfying them
4. Leases and rental agreements
5. Lease-purchase agreements
6. Types of leases
C. Proper handling of multiple offers and counteroffers
VI. Agency (Sales 13%, Broker 13%)
A. Agency and non-agency relationships
1. Agency relationships and how they are established
2. Types of listing contracts
3. Buyer brokerage/tenant representation contracts
4. Other brokerage relationships, including transaction brokers and facilitators
5. Powers of attorney and other assignments of authority
6. Conditions for termination of agency or brokerage service agreements
B. Agent Duties
1. Fiduciary duties of agents
2. Agent's duties to customers/non-clients, including honesty and good faith
C. Agency Disclosures
1. Disclosure of agency/representation
2. Disclosure of possible conflict of interest or self-interest
VII. Property Disclosures (Sales 7%, Broker 7%)
A. Property Condition
1. Seller's property condition disclosure requirements
2. Property conditions that may warrant inspections or a survey

3. Red flags that warrant investigation of public or private land use controls
B. Environmental and Government Disclosures
1. Environmental issues requiring disclosure
2. Federal, state, or local disclosure requirements regarding the property
C. Disclosure of material facts and material defects
VIII. Property Management (Sales 3%, Broker 5%)
A. Duties and Responsibilities
1. Procurement and qualification of prospective tenants
2. Fair housing and ADA compliance specific to property management
3. How to complete a market analysis to identify factors in setting rents or lease rates
4. Property manager responsibility for maintenance, improvements, reporting and risk management (<i>BROKER ONLY</i>)
5. Handling landlord and tenant funds; trust accounts, reports and disbursements (<i>BROKER ONLY</i>)
6. Provisions of property management contracts (<i>BROKER ONLY</i>)
B. Landlord and tenant rights and obligations
IX. Transfer of Title (Sales 6%, Broker 6%)
A. Types of deeds
B. Title Insurance and Searches
1. Title insurance policies and title searches
2. Potential title problems and resolutions
3. Marketable and insurable title
C. Closing Process
1. When transfer of ownership becomes effective
2. Process and importance of recordation
3. Settlement procedures (closing) and parties involved
4. Home and new construction warranties
D. Special Processes
1. Special issues in transferring foreclosed properties
2. Special issues in short sale transactions
3. Special issues in probate transactions
X. Practice of Real Estate (Sales 12%, Broker 12%)
A. Antidiscrimination
1. Federal Fair Housing Act general principles and exemptions
2. Protected classes under Federal Fair Housing Act
3. Protections against discrimination based on gender identity and sexual orientation
4. Prohibited conduct under Federal Fair Housing Act (Redlining, Blockbusting, Steering, Disparate Treatment)
5. Fair housing advertising rules
6. Americans with Disabilities Act (ADA) obligations pertaining to accessibility and reasonable accommodations
B. Legislation and Regulations

1. Licensees' status as employees or independent contractors
2. Antitrust laws and types of violations, fines and penalties
3. Do-Not-Call List rule compliance
4. Proper use of Social Media and Internet communication and advertising
C. Duties and Responsibilities
1. Protection of confidential personal information (written, verbal or electronic)
2. Duties when handling funds of others in transactions
3. Licensee responsibility for due diligence in real estate transactions
D. Supervisory Responsibilities (BROKER ONLY)
1. Broker's supervisory responsibilities (licensees, teams and unlicensed assistants and employees) (BROKER ONLY)
2. Broker relationship with licensees (employees or independent contractors and governing rules) (BROKER ONLY)
XI. Real Estate Calculations (Sales 7%, Broker 6%)
A. Calculations for Transactions
1. Seller's net proceeds
2. Buyer funds needed at closing
3. Real property tax and other prorations
4. Real property transfer fees
5. PITI (Principal, Interest, Taxes and Insurance) payments estimate given loan rate and term
B. General Concepts
1. Equity
2. Rate of return/Capitalization rate
3. Loan-to-Value ratio
4. Discount points and loan origination fees

SAMPLE QUESTIONS

The following questions are offered as examples of the types of questions you will be asked during the course of the National Real Estate Broker examination. They are intended primarily to familiarize you with the style and format of questions you can expect to find in the examinations. The examples do NOT represent the full range of content or difficulty levels found in the actual examinations.

SAMPLE QUESTIONS

- A. Which of the following interests in property is held by a person who is granted a lifetime use of a property that will be transferred to a third party upon the death of the lifetime user?
1. A life estate.
 2. A remainder estate.
 3. An estate for years.
 4. A reversionary estate.
- B. Which of the following statements BEST identifies the meaning of the term, "rescission of a contract"?

1. A ratification of a contract by all parties.
2. A return of all parties to their condition before the contract was executed.
3. A transfer or assignment of a particular responsibility from one of the parties to another.
4. A review of the contract by the legal counsel of either party that may result in a cancellation without penalty or further obligation.

- C. Which of the following clauses in a mortgage allows the lender to demand loan repayment if a borrower sells the property?
1. Defeasance
 2. Prepayment
 3. Acceleration
 4. Alienation
- D. How much cash MUST a buyer furnish in addition to a \$2,500 deposit if the lending institution grants a 90% loan on an \$80,000 property?
1. \$5,500.
 2. \$6,975.
 3. \$7,450.
 4. None of the above.
- E. Which of the following single-family residences would get the MOST accurate appraisal by applying the reproduction cost approach to value?
1. A rental property.
 2. A vacant property.
 3. A new property.
 4. An historic property.

Answers to Sample Broker Questions:

A: 1; B: 2; C: 4; D: 1; E: 4

SAMPLE BROKER QUESTIONS (SCENARIO-BASED)

PSI Broker National Real Estate Examination Instruction

Test questions appear on the screen **ONE AT A TIME**. A question may have an associated graphic displayed on the screen, or it may direct the candidate to reference material, such as a chart or diagram.

Each question may contain up to **EIGHT** options and **ONLY ONE BEST** option shall be selected to answer the question. Some options are appropriate but **NOT** the **BEST ANSWER**. Please select the option that best answers the question in the exam. A **BEST ANSWER** reflects the optimal solution or most complete resolution to the scenario presented in the question.

Scenario:

You are hosting an open house. Mr. and Mrs. Charles Martin come into the house. You greet them and show them the house. The Martins tell you the house is exactly what they are looking for and they are very interested in purchasing it. You then give them information showing the various types of financing available with down payment options and projected payments.

Mr. Martin tells you they have been working with Mary Hempstead of XX Realty, a competing real estate company. Before leaving, you thank them for coming and give them your business card.

- A. The first thing on Monday morning, Mrs. Martin calls and indicates they have tried to reach Mary and cannot. They indicate they have a written buyer's agent agreement with Mary's broker. They are afraid someone else is going to buy the house. Which of the following should you do? Select the best answer.
1. Seek advice from your supervising broker.
 2. Tell them to come to your office.
 3. Ask them to bring the buyer's agency agreement to you for your interpretation.
 4. Tell them to be patient and continue trying to reach Mary.
 5. Tell them to call Mary's supervising broker or branch manager.
 6. Tell them you are really sorry, but there is nothing you can do.
- B. The Martins come to your office and explain that neither Mary nor her supervising broker are available. They insist you immediately write an offer for the house. How should you proceed? Select the best answer.
1. Write the offer after entering into a buyer's broker agreement with them.
 2. Write the offer after explaining they may owe Mary's broker a commission.
 3. Write the offer after trying to contact Mary's broker yourself.
 4. Refuse to write an offer and explain that doing so would be unethical.
 5. Refuse to write and offer since it would be illegal.
 6. Refuse to write the offer and tell the Martins to contact another Broker in Mary's office.

Answers (Points) to Sample Principal Broker Questions:

- A. 1 (2 points), 2 (1 point), 3 (0 point)
4 (0 point), 5 (1 point) , 6 (0 point)
- B. 1 (1 point), 2 (2 points), 3 (1 point)
4 (0 point), 5 (0 point) , 6 (0 point)